



Connected Learning


April 22, 2020

Background

Governor Sununu on March 15th closed school effective March 16th and has announced two extensions of the original order that has schools closed until the end of the current school year.

Teachers and staff began working on March 16th to deliver the first connected learning assignment in Language Arts the same day. This was the only day staff were in the building to collaborate and plan.

The first two-three weeks teachers created lessons in all content areas, along with enrichment activities through their websites. Working with families on this new model of learning and work completion.



Technology

After initial lessons were created, the staff received training in Google Classroom and Seesaw.

The technology department in New Boston and Goffstown worked together to deploy ChromeBooks to families in need of technology for the home learning environment.

Laptops were provided to paraeducators to work with students.

Staff and families received access and training to Zoom and Big Blue Button in order to communicate through video conferencing.



We Are Connected: United, Joined, Linked

School to Families: Families to School

- Phone calls and emails
- Mailings
- Websites
- Google Classroom and Seesaw
- Zoom
- Meals for Kids
- Facebook

Staff to Staff

- Phone calls and emails
- Weekly grade level team meetings
- Vertical team meetings
- Staff to staff training on the new platforms and resources
- Staff Meetings - Zoom
- Paraeducator Meetings - Zoom



Platforms


Websites



SeeSaw (Pre-k -2nd Grade)



Google Classroom (3-6th Grade)



Lessons and Pacing

Classroom lessons and assignments have been created by the teachers utilizing their expertise around teaching and learning. They have always considered their personal knowledge about the students and families to create appropriate weekly pacing and support at each grade level.



Preschool/ Kindergarten

Preschool

Circle Time Video (Calendar & Read-alouds)

Integrated Speech/OT Lessons

Paraeducator used for lesson

Activities for whole family



Kindergarten – Day 22

Storyline Online

Click the link below to listen to the story:

A Tale of Two Beasts

<https://www.storylineonline.net/books/tale-of-two-beasts/>

When you are done, tell your family about animal that you wish you could have as a pet.

Practice these sight words!

their
so
no
too
when
eat
like
and
be
the

Then watch the sight words song!

<https://www.youtube.com/watch?v=xi8U7bCOm6c>

Tic Tac Toe

Pick at least 3 Things to Do!

Practice
talking your

Write about
your pet or a

Subtract
2-1=
2-0=

Math Corner

Sorting

Week at a Glance

Readiness

Fearless Falcons Weekly Plan	Monday	Tuesday	Wednesday	Thursday	Friday
Writing	Weekend News: You make complete your response on Seesaw today or take a picture.	Journal Writing: Try doing this entry in Seesaw today.	Journal Writing: Try doing this entry in Seesaw today.	Journal Writing: Try doing this entry in Seesaw today.	Friday's Friendly Letter: Please write to Ms. SAM about your week. Try doing this entry in Seesaw today. You can either submit your letter by photo or snail mail it to me. I will be sure to write back.
Exercise	See exercise page	see exercise page	- See exercise page - Superflex and Rockbrain scroll down the page to find the Rockbrain story and activity .	see exercise page	Popcorn and the Pirates Yoga
Reading	Go to scholastic read about Sound and Music. Week 1 day 3	* Connect Ed * Choose one book from your book box * Check your to do list	* Connect Ed * Choose one book from your book box * Check your to do list * Reading passage on Seesaw	Let's find Out Password: Fearless Falcons	FUN FRIDAY! Cooking go to weebly Word wonders On a wet day find a stick and some space in the soil and practice writing "word wall words" in the mud or dirt. OT Activity: weebly link found at the bottom of the assignment page Speech activity: Play Simon Says with your family! Make sure you're following the group plan! Earth Day: watch mystery dog and go have a scavenger hunt link found at the bottom of the assignment
Math	Place Value Video	Game: Play Fishing for 10 to practice making groups of 10. Directions Score Card	place value	Game: Play Fishing for 10 to practice making groups of 10. Directions Score Card	
Centers Complete each of these centers by Friday evening	<p>Speech: Categories: Come up with at least 5 things in these categories: fruits, vegetables, transportation, sports, restaurants, furniture, clothing, emotions, tv shows, movies, etc. - See if you can challenge yourself and come up with more than 5! - See if you can come up with a category that isn't listed!</p> <p>OT: Animal Yoga High Frequency: Rainbow Word Puzzle Craft: create your own unthinkable trap invention (This craft should be done after you have watched your Superflex video this week. Rockbrain) Science Connection: 7 cool sound experiments. Have fun, do one or do them all.</p> <p>Mindfulness: Listen to soda pop head story and create your very own anger volcano</p>				
	<ol style="list-style-type: none"> 1. A small plastic cup or paper cup (You can use a glass if no plastic or paper are available) 2. 2-3 Tbsp of baking soda 3. A few drops of dish soap 4. A few drops of food coloring 5. 1 cup (8 oz) of Vinegar <p>Directions:</p> <ol style="list-style-type: none"> 1. Place your cup on a short pan or glass baking container (to catch the eruption). You could also do this activity outdoors for less mess cleanup 2. Add 2-3 Tbsp of baking soda to the cup 3. In a large mixing cup/container add a few drops of dish soap, cup of vinegar and a few drops of food coloring. Swirl to combine. 4. Lastly add the vinegar to the cup with the baking soda and enjoy the eruption! 				

First Grade / Second Grade

First Grade- ELA

Today's Skills: Problem and Solution

Reading and spelling words with the patterns, **or**, **oar**, and **ore**

Words to Know: better, guess, learn, right, sure

TO DO: Continue to work on your **Create a Robot** project.
(Due on Friday)

TO DO: Graph a Word: You can do this activity on **SEESAW** or use the printable file below. You can upload your work to SEESAW.

Second Grade - Science

Archived

Science - Plant Adaptation Worksheet

After you have read the slides, you are going to choose 4 plants that you have read about.

1. write the name of each plant
2. list one of the adaptations that the plant has made

▶ Play Instructions (0:31)

1 Response, 0 Waiting for Approval, 0 Drafts, 29 Not Responded


Assigned on Apr 19 at 05:53 PM

Assigned to All Students in Mrs. Prive's 2nd Grade

Science

...

Archived



Check out this fun lettuce experiment!

Third Grade / Fourth Grade

Third Grade - Social Studies

Due May 4

President's Speech

 David Mudrick Apr 6  Add class comment

Now is the time for beginning your president speech. Please follow the guidelines on the Weebly class web-site under "The Presidents Are Coming". All resources are listed on the announcement page. I would save Mondays for typing and researching. Just a suggestion. You will have a month to complete this assignment. Type your speech in the doc below. Maybe you can find a picture of your president to attach.

Your work

Assigned

John Bridle - President's Speech
Google Docs



+ Add or create

Turn in

Fourth Grade - Math

Due Today

Multiplying Mixed Numbers By Whole Numbers

 Julie McNish Apr 20

Watch the following video on multiplication of mixed numbers x whole numbers.
Complete the Math Box review sheet below.



math 6

YouTube video 11 minutes

Class comr Math Box review for 4/20

1. It takes $\frac{3}{4}$ cup buttermilk to make 1 batch of pancakes. How much is needed to make 3 batches? Equation with unknown: _____ Answer: ____ cups	2. Charlee drew a line segment that was $\frac{3}{4}$ inch long. Then she made it $\frac{3}{4}$ longer. How long is the line segment now? Equation with unknown: _____ Answer: ____ inch(es)
3. Fill in the blanks. ____ pounds = 64 ounces $\frac{1}{4}$ pound = ____ ounces 5 tons = ____ pounds 6 meters = ____ centimeters	4. Cassie has 3 packages of cookies. Each package weighs $\frac{3}{4}$ pound. How many pounds do all the packages weigh? Equation with unknown: _____


Fifth Grade / Sixth Grade

Fifth Grade - ELA

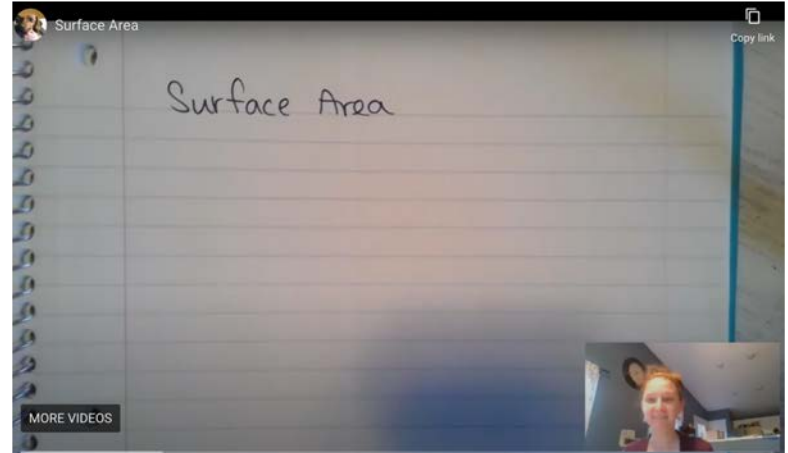
Catching the Moon: Reading Assignment

Please click on the link below to watch the true story of Marcenia Lyle. Then, answer the questions on the next two slides.

[Catching the Moon: The Story of a Young Girl's Baseball Dream](#)

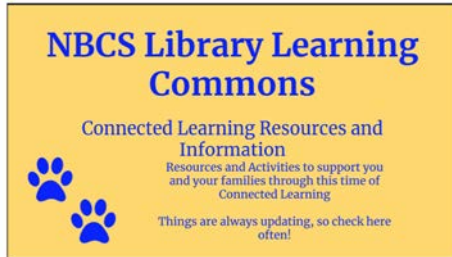


Sixth Grade - Math



Integrated Arts

Library-Media Center



Music



Art



Wellness

Drop Everything And Move! (DEAM)

March 30th - April 3rd


Your goal this week is to take more movement breaks

- Get outside for at least 30 minutes.
- Do jumping jacks while practicing your spelling.
- Find the answer to your math problem, then perform that many push-ups.
- Build a fort (inside or outside) by yourself or with siblings.

These are just some ideas! My way to get up and move is Disc Golf.

What can you do to DEAM? :-)

Special Education

- ❖ To the maximum extent possible, special education services are being implemented in accordance with Individualized Education Plans (based on student needs in connected learning, and support and readiness from families):
 - Services are being delivered in individual and small group settings via Zoom
 - Special education teachers are working collaboratively with classroom teachers modifying general education assignments to meet individual student needs
 - Specialized instruction by special educators is occurring across the subject areas (reading, math, etc...) via Zoom meetings
- 

Special Education (continued)

- Related services are being delivered via Google Classroom, Seesaw, Zoom meetings, blogs and websites:
 - Speech and Language Therapy
 - Occupational Therapy
 - Physical Therapy
 - Counseling and Nursing Supports (regular and special education)
 - Teacher of the Visually Impaired Services
 - Orientation and Mobility Services
 - Consults with Teacher of the Deaf and Hard of Hearing



Support Service Activities

Q-Tip Painting Easter Egg



Q-Tip Painted Eggs

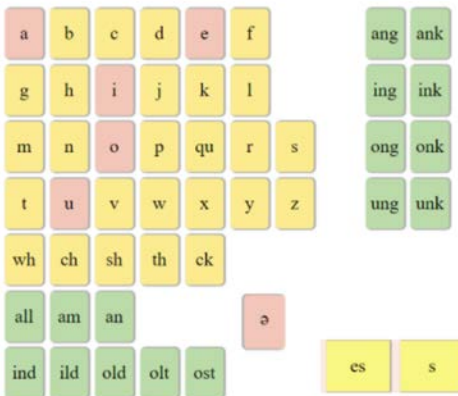
Here is a fun way to work on your fine and visual motor skills at the same time, paint Easter Egg pictures using Q-tips.

You will need:

- Q-tips
- Paint
- Egg carton or ice cube tray to put the paint in
- Paper

You can get a printed template at this website:

<https://forgetfulmomma.com/2015/03/25/q-tip-painting-easter-eggs/>



How to Practice High-Frequency Words



Download and print the high-frequency words for your grade level. This is a great way to practice words that you will see often when reading. Usually high-frequency words cannot be sounded out so it is best to learn them as a whole word. Here are some multi-sensory ways you can learn these words. Below is a link that provides several multi-sensory activities to do at home.

TODAY I WANT TO BE MS. PURPLE

4/22/2020

0 Comments

Greetings Bobcats. Many of you know that Mr. Mudrick likes to tease me about my name being a color. Any time that I wear purple, he will call me Ms. Purple. Well, today I am wearing purple, and for a special reason. Today is a day we Purple Up for children who have family members in the military. These special adults work hard to keep us and our country safe. Many of them are helping with gathering medical supplies and groceries during this time that we are away from school. These children have to be superflexible about when they can spend time with their family members in the military. I imagine that many times they miss these special adults, even though they are very proud of the work that they do. Let's take a moment to think of these children, and let them know we are proud of them, too. If you have something purple, you can Purple Up, too.

Social-Emotional Learning Choice Board

Use positive self-talk in the bathroom mirror. List 5 positive things to yourself!	Write your ABCs. Next, write as many feelings words as you can for each letter.	Make a list of 10 ways kids can show BLUE at school.	Make a book about the Zone of Regulation. Put you in the green, yellow, red zone
Draw a picture of your mental state. Where can you go in your brain when you feel anxious or worried?	Practice being mindful: 5 things that you can see 4 things that you can touch 3 things that you can hear 2 things that you can smell 1 thing that you can taste	Write a story about someone who is really kind and compassionate.	Play red light, green light to practice control
	Teach a friend or		

Paraeducators and Special Education

A shoulder to lean on, a voice to inspire, an ear to listen, a hand to hold (from a distance), and a heart to care - that's OUR PARAEDUCATORS!

Utilizing school devices, our paraeducators are:

- Actively supporting students in work completion
- Providing check-in calls to students who may need extra social/emotional support
- Assisting teachers with a variety of tasks
- Demonstrating flexibility as time passes and needs change; there is fluidity in schedules



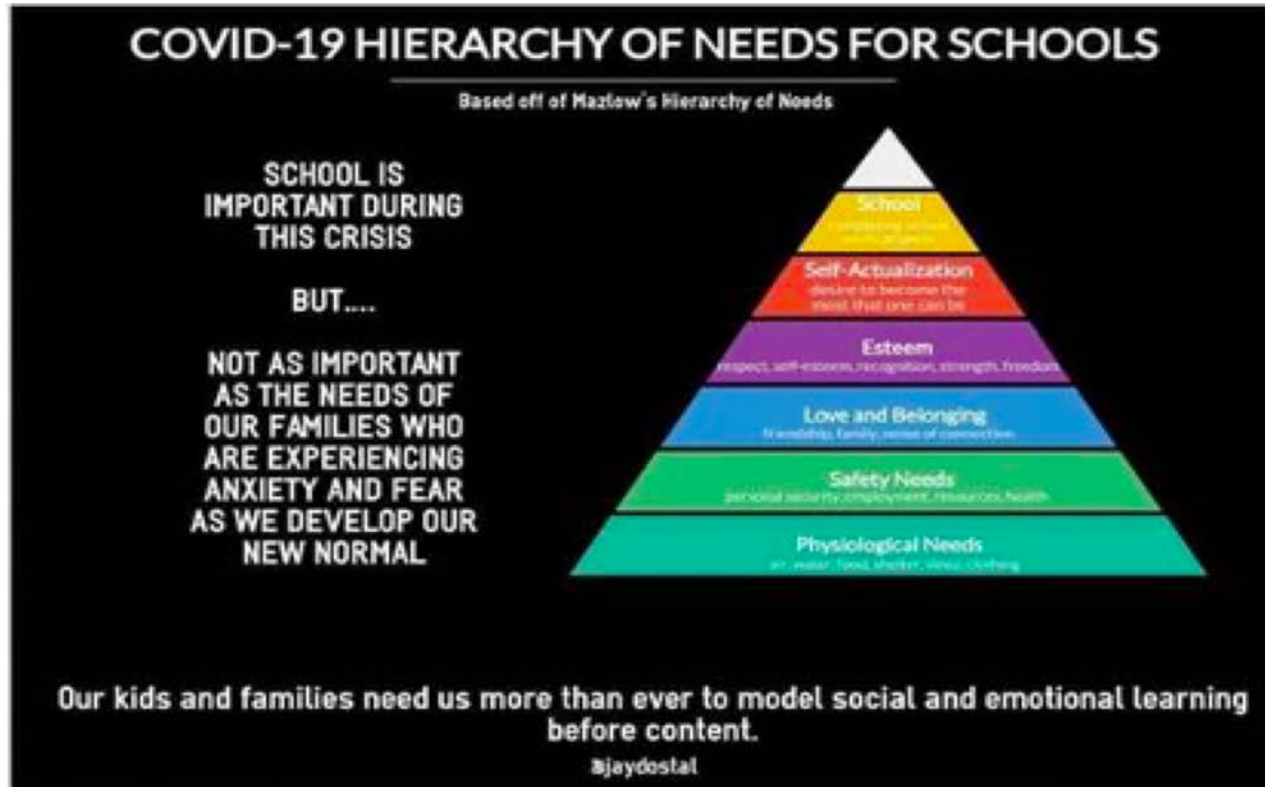
Interventionist Services


The Reading Specialists and the Math Interventionist are also providing the following:

- Collaborating with classroom teachers and special education staff
- Providing 1:1 and/or small group reading and math supports via Zoom
- Providing training and professional development for staff members



Connection to Social Emotional Learning Initiative





“I am a member of a team. I rely on the team. I defer to it and sacrifice for it. Because the team not the individual is the ultimate champion.”

~Mia Hamm