

# CONNECTED LEARNING

MOUNTAIN VIEW MIDDLE SCHOOL



# COMMUNICATIONS

## **PARENT:**

- **FREQUENT EMAILS**
- **SOCIAL MEDIA PRESENCE**
- **VIRTUAL SPIRIT WEEK (3/23)**
- **VIDEO SLIDESHOW MESSAGES (4/6)**
- **VIRTUAL TALENT SHOW (4/23)**
- **PRINCIPAL'S MESSAGE**

## **Staff:**

- **FREQUENT EMAILS**
- **DEPARTMENT/TEAM MEETINGS**
- **FULL STAFF MEETINGS**
- **“COFFEE WITH WENDY”**
- **ZOOM/BBB SMALL GROUP PROFESSIONAL DEVELOPMENT**

# TEACHER WEBSITES:

- AGENDA: UPDATED DAILY OR WEEKLY (PROJECT)
- ESSENTIAL QUESTIONS IN STUDENT FRIENDLY LANGUAGE (E.G. 'I CAN' STATEMENTS)
- DUE DATES FOR SPECIFIC ASSIGNMENT(S) (ASSIGNMENT MIRROR GOOGLE CLASSROOM/ POWERSCHOOL)
- TEACHER OFFICE HOURS
- LINK TO GOOGLE CLASSROOM
- REMINDERS OR WELL WISHES (PERSONAL CONNECTION HERE)

MATH AND SCIENCE AGENDA - WEEK 5 - 4/13-4/17

	Monday	Tuesday	Wednesday	Thursday	Friday
Math	Fractions X a whole number	Fractions X a whole number	Mixed number X a mixed number	Mixed number X a mixed number	No lesson- Catch up day.
Science	Read: Uranus + Neptune. Answer: Describe + Make Meaning		Read: Comets + Asteroids Answer: Infer		Vocabulary lesson 3 Check.





# TEACHER WEBSITE EXAMPLE

## Team 7-3 Science



Welcome to 7th grade science! This page will be used as a platform to share announcements, documents, and any other important information relevant to science class. Check back frequently to stay updated on what's going on in our classroom! Let's have a great year!

The link to the Team 7-3 homework calendar can be found [HERE](#)

The link to Google Classroom can be found [HERE](#)

I will be holding a weekly review Zoom session on Thursdays at 1:00 PM. Check Google Classroom for the link.

### Week 3: Muscular System (4/13 - 4/17)

Students should be able to:

- Explain the functions of the muscular system
- Identify the main muscles/parts of the muscular system

### Week 4: Circulatory System (4/20 - 4/24)

Students should be able to:

- Explain the functions of the circulatory system
- Identify the main parts of the circulatory system

### **Essential Question for our Unit on the Human Body System:**

**"What makes up a system and how does one body system play a key role in the functioning of the whole body?"**

**The goal is to continue to tie the key concepts from our last unit on cells and how their shape and function supported a larger group of cells all working together, relates to our bodies and our systems have to work together to support life.**

**Monday, April 13th** - Read the article on the muscular system and answer the question in the Google Doc

**Tuesday, April 14th** - Watch the brief video and answer the question in the Google Doc

# GOOGLE CLASSROOM

- DEPARTMENT/GRADE CONSISTENCY
- TEACHER WORKROOMS
- USE OF PEARSON SCIENCE/BIG IDEAS/  
EVERYDAY MATH/WONDERS
- VIDEO INSTRUCTION

The screenshot shows the Google Classroom interface for a class named "TPC - 7th Grade Science". At the top, there are navigation tabs: "Stream" (selected), "Classwork", "People", and "Grades". A settings gear icon is in the top right. The main header features the class name "TPC - 7th Grade Science" and a class code "krxjiys" with a copy icon. To the right of the header is a science-themed illustration with a flask, beaker, and round-bottom flask. Below the header, the "Upcoming" section shows "No work due soon" with a "View all" link. The "Stream" section contains a text input field "Share something with your class..." and two assignment posts by Derek Davis: "Questions on the PBS video, 'Blood' that you watc..." (dated Apr 18) and "Zoom Link for Science Department Meetings" (dated Apr 16). A URL bar at the bottom left shows a Google Classroom link.

TPC - 7th Grade Science

Class code krxjiys

Upcoming

No work due soon

View all

Share something with your class...

Derek Davis posted a new assignment: Questions on the PBS video, "Blood" that you watc...  
Apr 18

Derek Davis posted a new assignment: Zoom Link for Science Department Meetings  
Apr 16



# DIFFERENTIATION/SPECIAL EDUCATION:

## Teachers



Derek Davis



Barbara French



Chelsea Farrenkopf



Kayla Nault



Kimberly Grattan



Lyle Hamel



MaryClaire Barry



Matthew Lyons

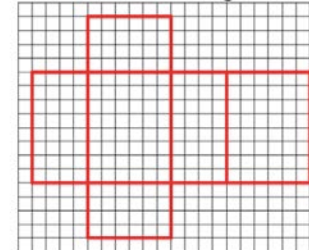


## Surface Area

### Directions:

1. Cut out each net.
2. Starting with the rectangular prism, record the area of each surface. Write the answers on each face.
3. Add the areas to find the *total* surface area of the prism.
4. Record the total surface area of the rectangular prism.
5. Repeat steps 2-4, but use the cube this time.
6. Answer the questions at the bottom of this page.
7. Cut along the dashed line, and be ready to turn in your paper.

### Rectangular Prism



## Nonfiction Options:

Click through each option below for information and directions!



[Advertisement Pamphlet](#)


[Quote Quilt](#)

[Book Trailer](#)

[Book Cover Collage](#)

[Interview](#)

[3D Model Scene](#)



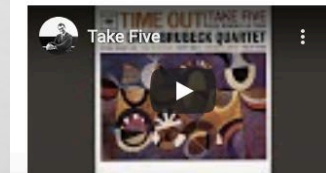
## 5-8 Music Listening Activity #4

1. First, please watch the videos below.
2. Then choose your favorite and use the Google form below to fill out your responses for your choice of video.

Your email address ([wkohler@sau19.net](mailto:wkohler@sau19.net)) will be recorded when you submit this form. Not you? [Switch account](#)

\* Required

Take Five : The Dave Brubeck Quartet



# CONTINUED FUTURE READY SKILLS/SECOND STEP LESSONS

## Week 5 Directions



### Week 5 Directions

Week 5 Videos and Questions

Weekly Planner (Version A)

Weekly Planner (Version A- Exa...

<b>Monday</b> <i>Introduction</i>	<b>Tuesday</b> <i>Time Management</i>	<b>Wednesday</b> <i>Self-Motivation</i>	<b>Thursday</b> <i>Dreams</i>	<b>Friday</b> <i>Reflection</i>
<b>Steps:</b> <ul style="list-style-type: none"><li>• Watch the video in the table below.</li><li>• Answer the follow up questions for Monday in the table below.</li><li>• Choose one of the schedule templates you prefer (Version A or Version B) on pages 3 and 4 of this document and</li></ul>	<b>Steps:</b> <ul style="list-style-type: none"><li>• Watch the video in the table below on Time Management.</li><li>• Answer the follow up questions in the table below.</li><li>• Continue to track and add to your schedule in this document.</li></ul>	<b>Steps:</b> <ul style="list-style-type: none"><li>• Watch the video in the table below on Self-Motivation</li><li>• Answer the follow up questions in the table below.</li><li>• Continue to track and add to your schedule in this document.</li><li>• Pondering</li></ul>	<b>Steps:</b> <ul style="list-style-type: none"><li>• Today is similar to Tuesday and Wednesday :)</li><li>• Watch the video below from Kid President.</li><li>• Answer the two follow up questions in this document.</li><li>• When you answer the questions</li></ul>	<b>Steps:</b> <ul style="list-style-type: none"><li>• You have spent four days tracking how you spend your time. Today we ask you to reflect on how you are doing with Time Management.</li><li>• Watch the video below for the explanation.</li><li>• Once you've</li></ul>



# INFORMATION CENTER

MVMS Information Center  
Happenings, News, and Announcements



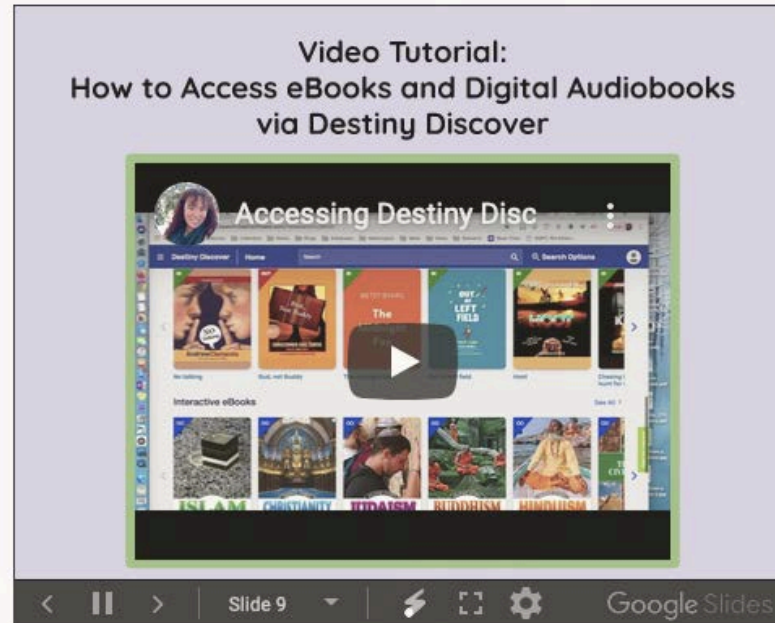
The Remote Learning Information Center is Here to Help!

*How can the Remote Learning Information Center help? Here are some ways, but check the slideshow for more detailed information!*

- Mrs. O'Riley's Office Hours: Monday-Friday 9-10 am and 2-3 pm - via email
- [Destiny Discover](#) - access to eBooks and Digital AudioBook
- [Our Databases](#) - access to vetted information for any type of research project
- The MVMS Info Center Google Classroom - Class Join Code= **gqy77zk**
- Enrichment Activities - Makerspace projects, Media Literacy Lessons, Digital Citizenship Lessons, and More!
- General Support for Digital Learning Tools - How to Videos, Step-by-Step Instructions, etc.



# INFORMATION CENTER CONT.



Please look at our Remote Learning Slideshow for all materials to help you with remote learning. [Click here to view full screen.](#)

**\*\* Featured on the slideshow for Week 6\*\***

- Checking out Graphic Novels using Hoopla with a GPL card
- Remote MVMS Makerspace Slideshow!
- MVMS Info Center Google Classroom Class!
- MVMS Reads Bingo Contest - Deadline extended thru the end of the year!

# **ENRICHMENT ACTIVITIES**

**7<sup>th</sup> grade Science: Engineering activity – create a birdhouse or bird feeder using household materials, collect photos or video of them in use. Create a slideshow to share your creation in use.**

**7<sup>th</sup>/8<sup>th</sup> grade Math: Shark Tank Web Quest**

**All grades: Egg drop challenge**

**All grades: Links to virtual tours- Great Wall of China, Smithsonian National Zoo, Farm Fresh, National Aquarium, Yellowstone National Park**

**All grades: Health and Wellness Videos**



# BIRDHOUSE/FEEDER ENRICHMENT EXAMPLES



# CONNECTED LEARNING

GOFFSTOWN HIGH SCHOOL

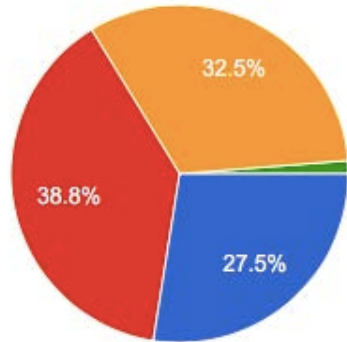




# FACULTY AND STAFF:

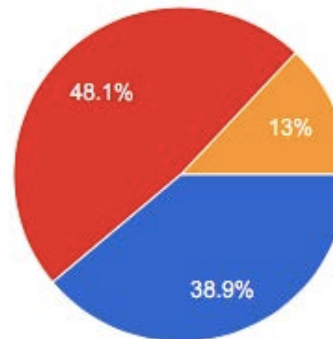
## GROWING COMFORT WITH INSTRUCTIONAL MODE

**MARCH 27<sup>TH</sup>**



- I've got this; I am doing well and can support others.
- I'm okay; and, I am making this work for my students.
- Feeling a bit stressed; but, I have support and am making progress.
- Feeling kind of on an island and could use a check-in.

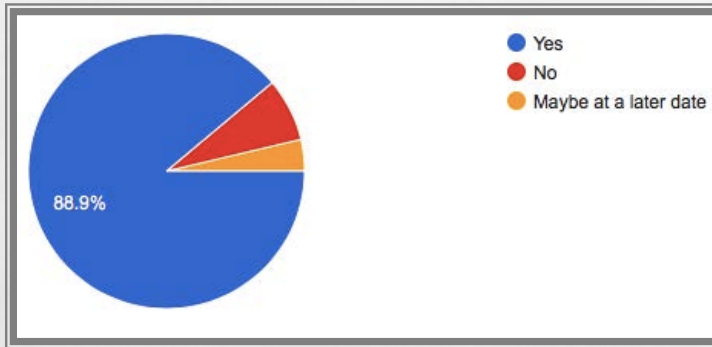
**APRIL 17<sup>TH</sup>**



- I've got this; I am doing well and can support others.
- I'm okay; and, I am making this work for my students.
- Feeling a bit stressed; but, I have support and am making progress.
- Feeling kind of on an island and could use a check-in.

# FACULTY AND STAFF:

## WELL-BEING



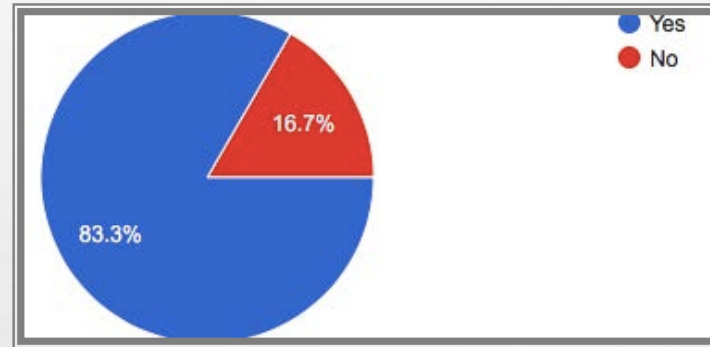
### COLLABORATIVE OPPORTUNITIES

CHOOSING TO PARTICIPATE IN:

VIRTUAL MEETINGS

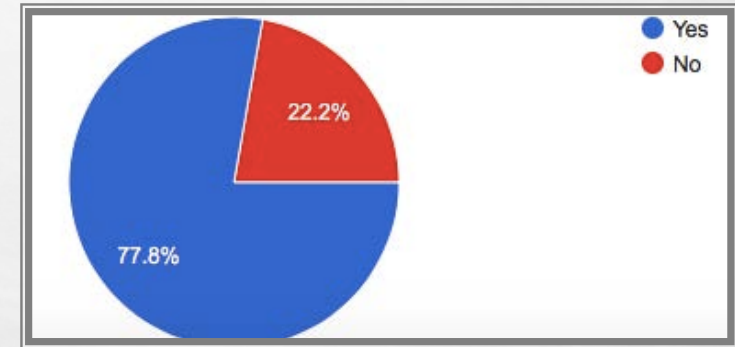
VIRTUAL TRAININGS

INSTRUCTIONAL PLANNING AND ASSESSMENT



### MAKING TIME FOR SELF

TAKING TIME DURING THE DAY FOR  
HOME/WORK BALANCE



### DISCONNECTING ON WEEKENDS

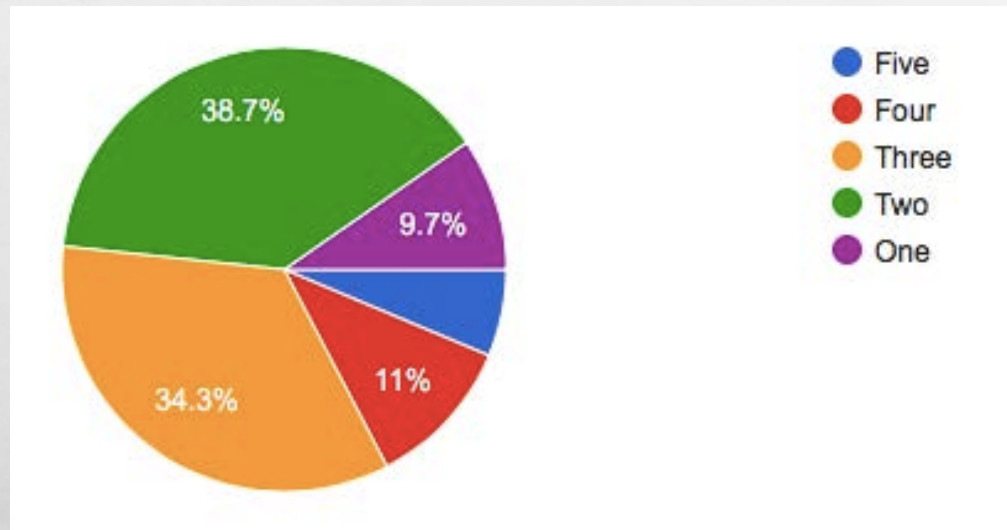
TAKING TIME ON THE WEEKENDS FOR  
HOME/WORK BALANCE



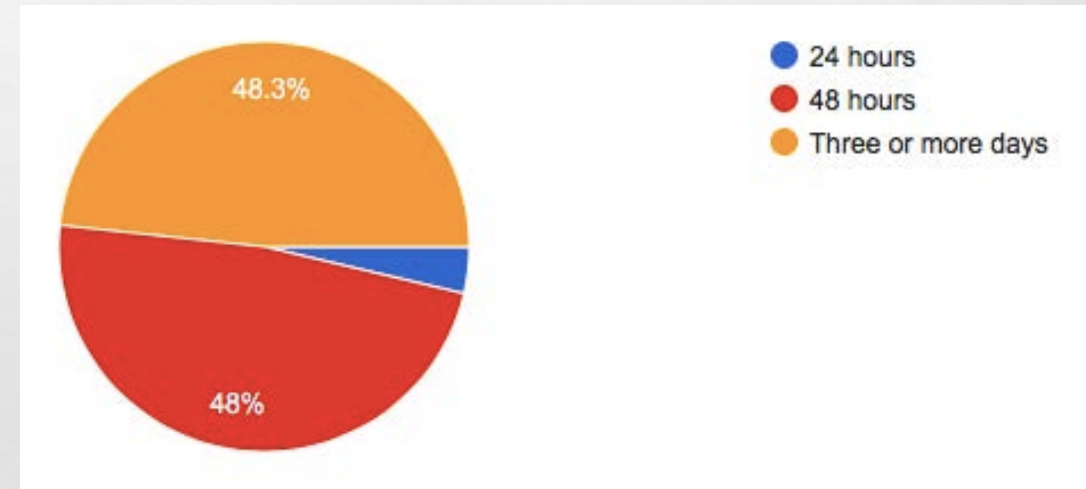
# STUDENTS:

## WORK FLOW

### TEACHER POSTING OF LESSONS AND ASSIGNMENTS (DAYS PER WEEK)



### TIME PROVIDED TO COMPLETE WORK



# TIME ON TASK

**AVERAGE DAILY TIME ON COURSE WORK:**

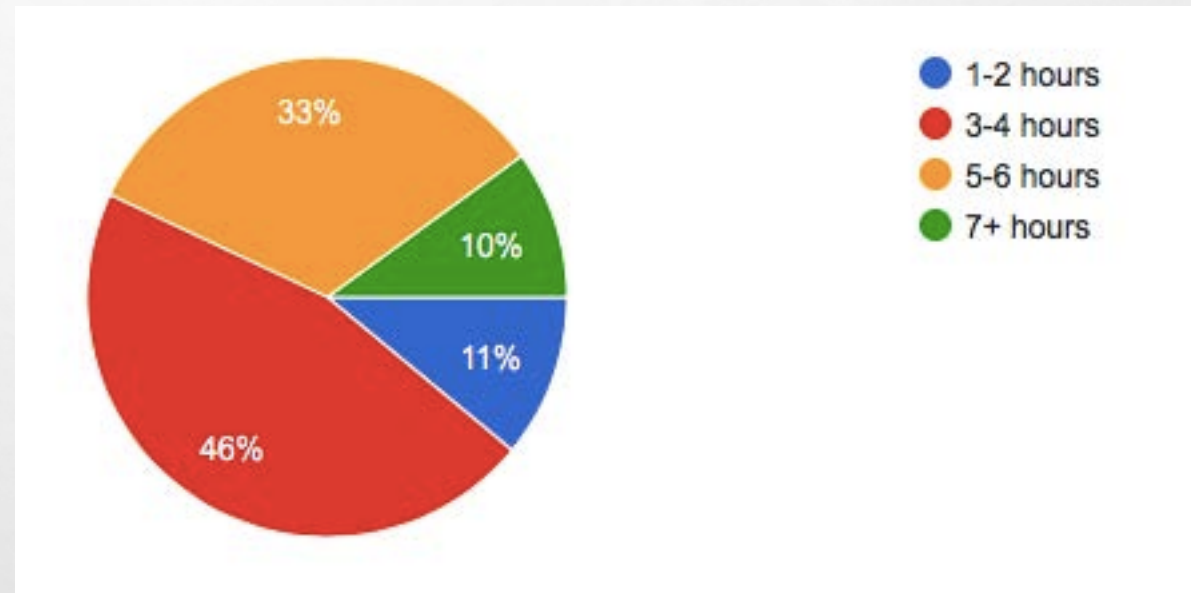
**SELF-REPORTED BY STUDENTS**

**VARIABLES INCLUDE:**

**NUMBER OF CLASSES (5-8+)**

**TYPE OF COURSE**

**LEVEL OF CLASSES (AP, HONORS, OPEN)**






# STAYING CONNECTED:

## DIGITAL CLASSROOMS

### Daily Attendance - Class of 2023

Class code 2tpesjj [ ]




Select theme  
Upload photo


Upcoming


No work due soon

View all



Share something with your class...






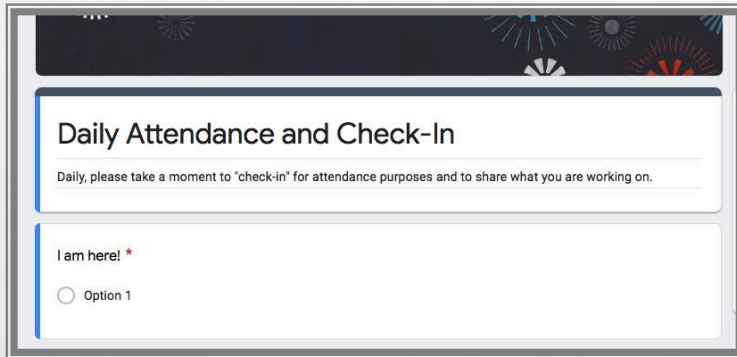
Kimberly McCann  
7:06 AM

Earth Day - From the Environmental Club:

This coming Wednesday, April 22th, is the 50th anniversary of the first Earth Day. In the past, the GHS community has celebrated Earth Day together with a school wide clean up, including mulching, gardening, and planting. This year please



# WHAT'S INSIDE?

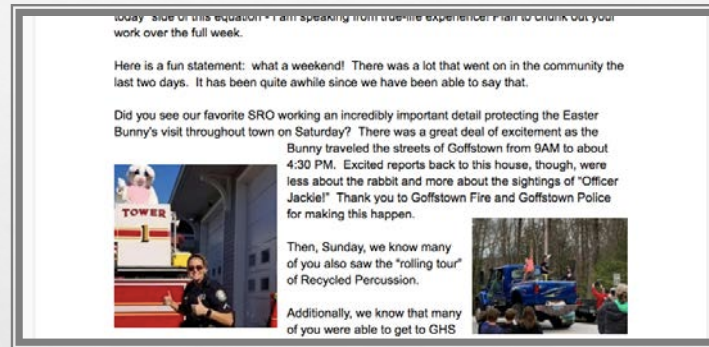


The screenshot shows a Google Form with a dark header featuring colorful geometric patterns. The title 'Daily Attendance and Check-In' is in a white box. Below the title is a text prompt: 'Daily, please take a moment to "check-in" for attendance purposes and to share what you are working on.' There is a red asterisk next to the text 'I am here!'. Below this is a radio button labeled 'Option 1'.

## DAILY CHECK-IN

GOOGLE FORM THAT ASKS STUDENTS TO:

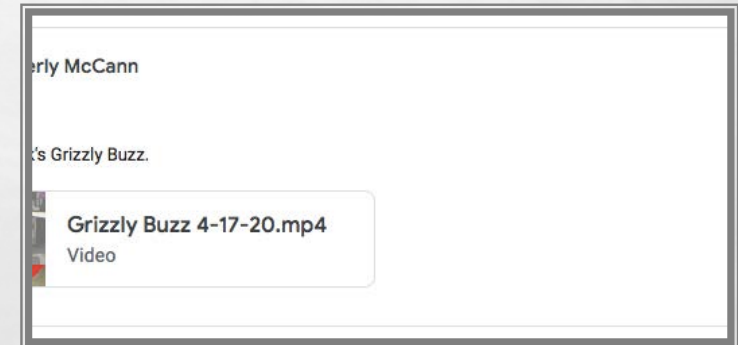
- 1 CHECK IN FOR ATTENDANCE
- 2 IDENTIFY THEIR WORK PLAN (CHECKLIST BY DEPARTMENT)



The screenshot shows a text-based announcement. It starts with a paragraph about the weekend. Then, it says 'Here is a fun statement: what a weekend! There was a lot that went on in the community the last two days. It has been quite awhile since we have been able to say that.' This is followed by a paragraph about an SRO protecting the Easter Bunny's visit. There are two photos: one of a person in a uniform next to a fire truck, and another of a group of people with a blue truck. The text continues with 'Then, Sunday, we know many of you also saw the "rolling tour" of Recycled Percussion.' and 'Additionally, we know that many of you were able to get to GHS'.

## MONDAY ANNOUNCEMENTS

UPDATES, NEWS, ETC. TO START EACH WEEK.



The screenshot shows a video player interface. At the top, it says 'erly McCann'. Below that, it says 's Grizzly Buzz.' There is a video thumbnail showing a person. The video title is 'Grizzly Buzz 4-17-20.mp4' and it is labeled 'Video'.

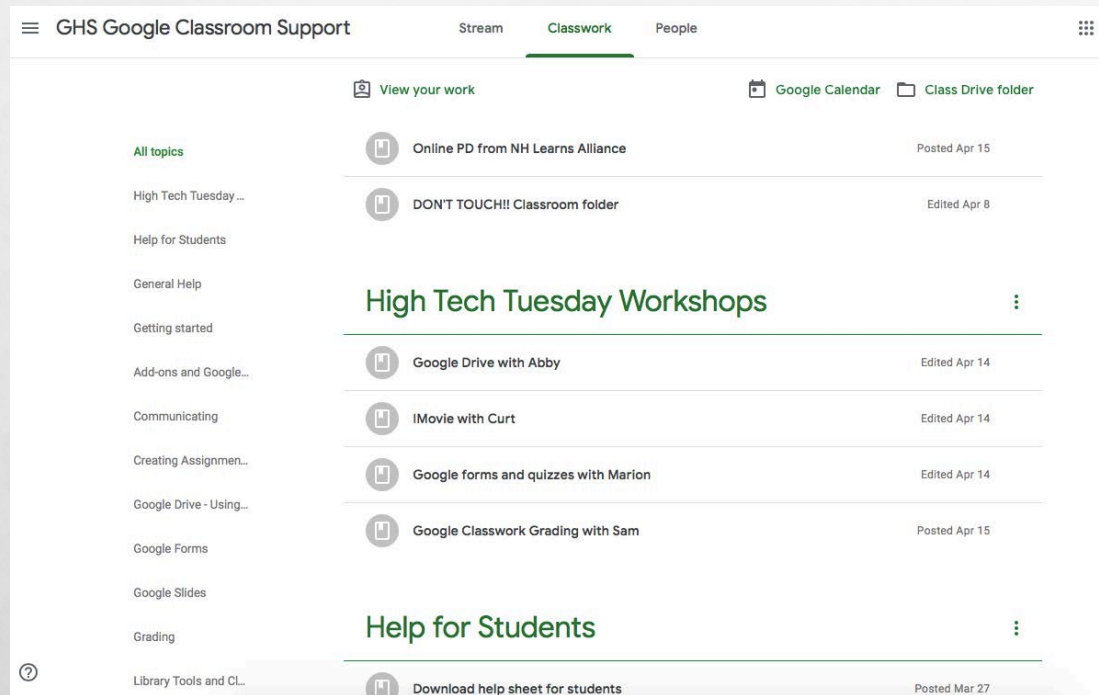
## GRIZZLY BUZZ

WEEKLY, STUDENT PRODUCED NEWS REEL  
RELEASED ON FRIDAYS



# FOR FACULTY AND STAFF

## PROFESSIONAL DEVELOPMENT CREATED BY AND FOR ALL STAFF



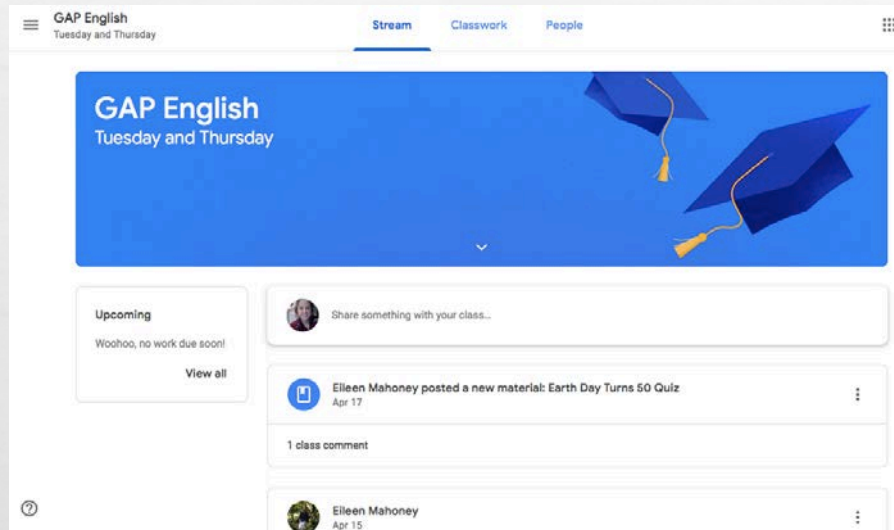
The screenshot shows the 'GHS Google Classroom Support' page. The top navigation bar includes 'Stream', 'Classwork', and 'People', with 'Classwork' selected. Below the navigation bar, there are links for 'View your work', 'Google Calendar', and 'Class Drive folder'. The main content area is divided into two sections: 'High Tech Tuesday Workshops' and 'Help for Students'. The 'High Tech Tuesday Workshops' section lists four items: 'Online PD from NH Learns Alliance' (Posted Apr 15), 'DONT TOUCH!! Classroom folder' (Edited Apr 8), 'Google Drive with Abby' (Edited Apr 14), 'iMovie with Curt' (Edited Apr 14), 'Google forms and quizzes with Marion' (Edited Apr 14), and 'Google Classwork Grading with Sam' (Posted Apr 15). The 'Help for Students' section lists one item: 'Download help sheet for students' (Posted Mar 27). A sidebar on the left contains a list of topics: 'All topics', 'High Tech Tuesday...', 'Help for Students', 'General Help', 'Getting started', 'Add-ons and Google...', 'Communicating', 'Creating Assignment...', 'Google Drive - Using...', 'Google Forms', 'Google Slides', 'Grading', and 'Library Tools and CL...'. A question mark icon is visible in the bottom left corner.

## RESOURCES FOR REMOTE SUPPORT

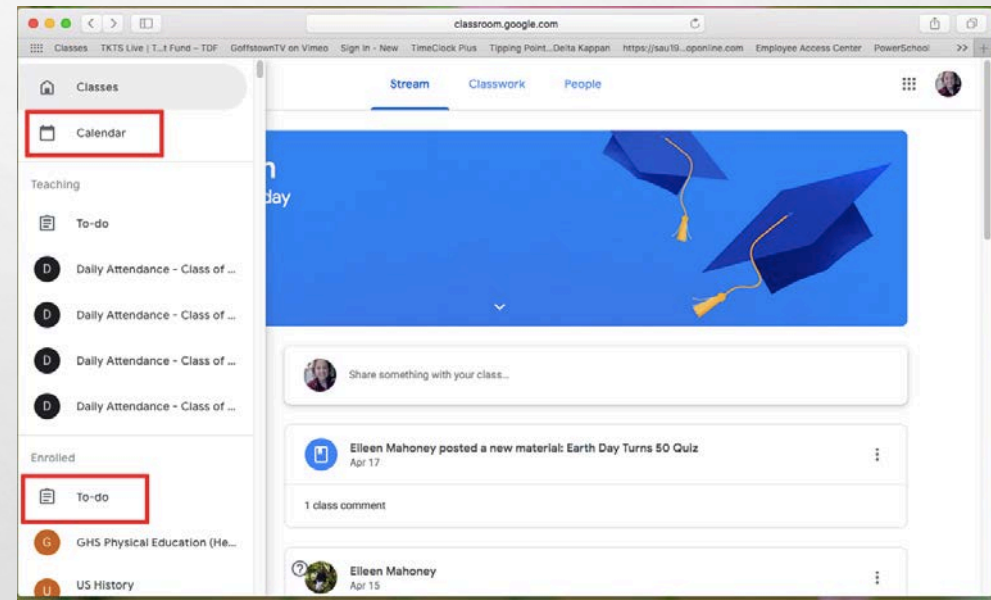


The screenshot shows the 'GHS Paras Google Classroom help' page. The top navigation bar includes 'Stream', 'Classwork', and 'People', with 'Stream' selected. Below the navigation bar, there is a large green banner with the text 'GHS Paras Google Classroom help' and a Google Classroom logo. The main content area is divided into two sections: 'Upcoming' and 'Share something with your class...'. The 'Upcoming' section lists three items: 'Woohoo, no work due soon!' (View all), 'Melissa Mannon posted a new material: Computer basics - Hoonuit lessons (formerly Ato...' (Apr 16), and 'Melissa Mannon posted a new material: How do I support learner comprehension remotely?' (Apr 16). The 'Share something with your class...' section lists three items: 'Melissa Mannon posted a new material: Supporting Self-regulation remotely' (Apr 16), 'Melissa Mannon posted a new material: Supporting Self-regulation remotely' (Apr 16), and 'Melissa Mannon posted a new material: Supporting Self-regulation remotely' (Apr 16). A question mark icon is visible in the bottom left corner.

# GAP ENGLISH

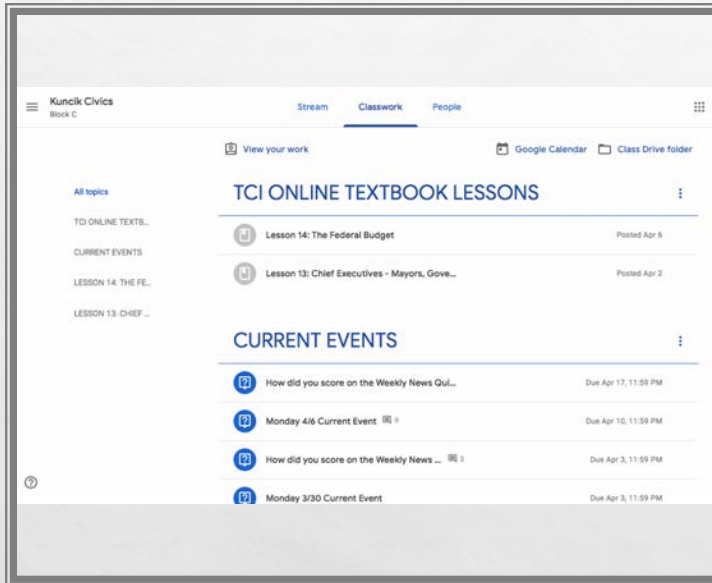


## EMBEDDED FEATURES FOR ORGANIZATION: CALENDAR TO-DO LIST

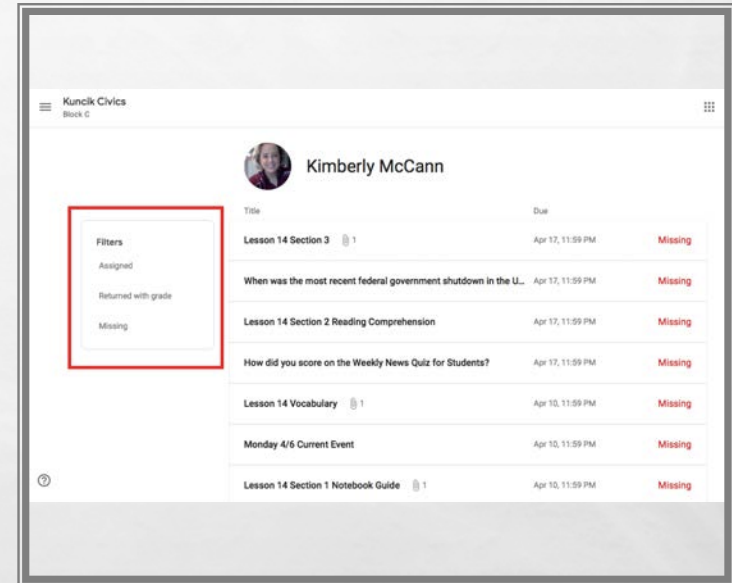
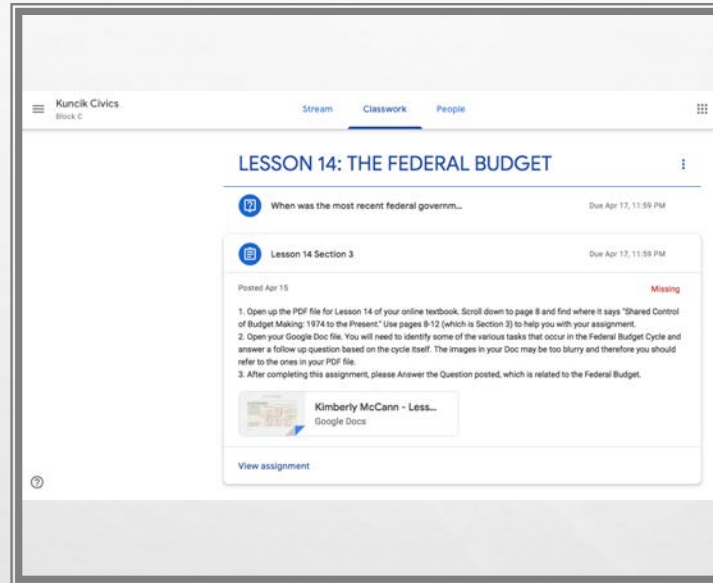




# ALTERNATIVE EDUCATION PROGRAM

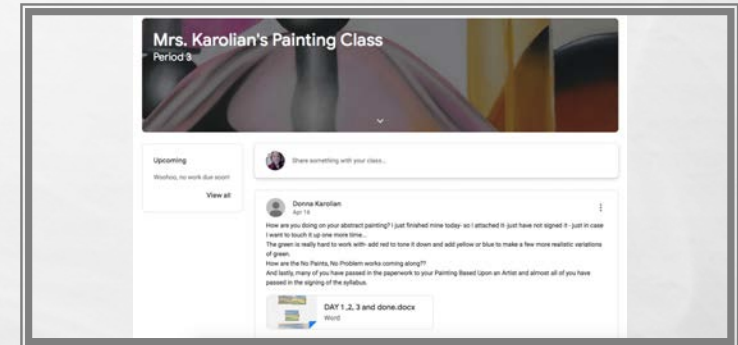



**INTEGRATION OF TEXTBOOKS AND CURRICULUM RESOURCES**



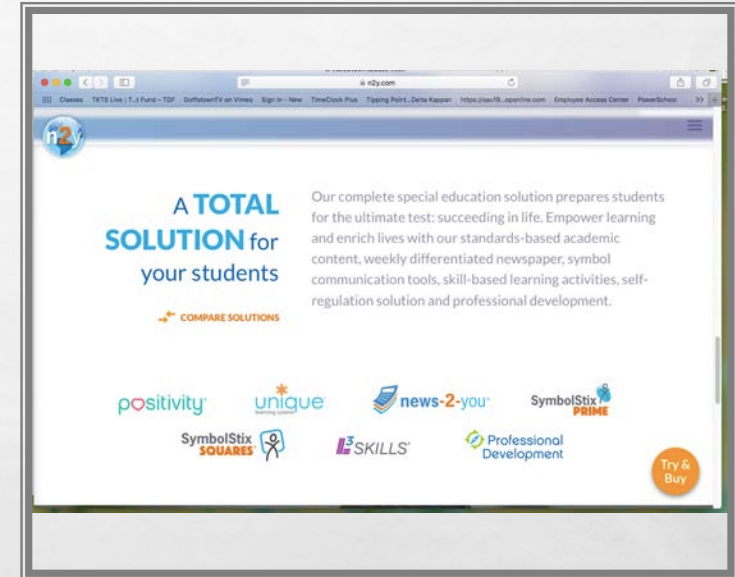
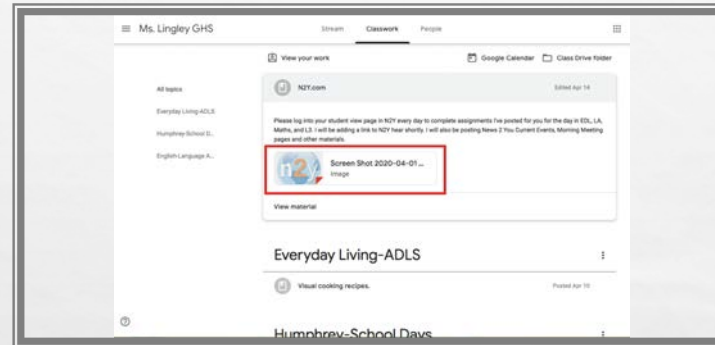
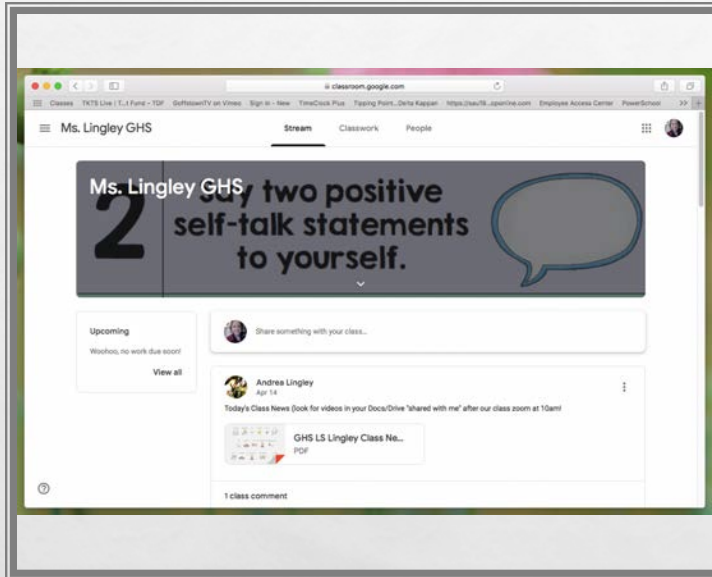
**INDIVIDUAL STUDENT WORK PAGE WITHIN EACH CLASS THAT LISTS ALL ASSIGNMENTS AND INDIVIDUAL STUDENT WORK STATUS**

# PAINING VIA REMOTE INSTRUCTION



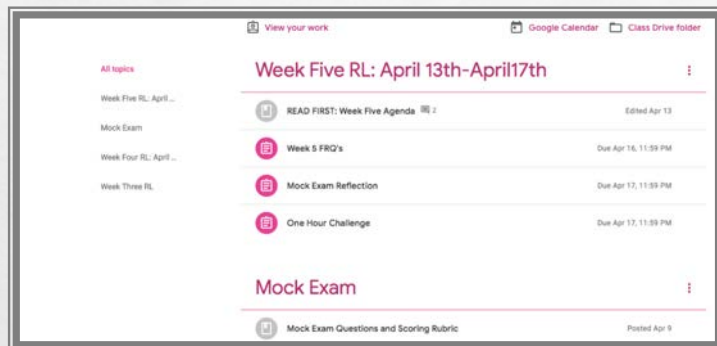


# SPECIAL EDUCATION



**IN ADDITION TO REMOTE SUPPORTS BEING PROVIDED, SPECIALIZED AND INDIVIDUALIZED PROGRAMMING IS BEING ADMINISTERED THROUGH TEACHING TEAMS AND THE CONNECTIVITY OF EXISTING CURRICULUM RESOURCES.**

# AP CALCULUS BC



## Balancing expectations with

### Week Five: April 13th-17th

**Zoom Session:** Tuesday, April 14th @ 9am or Wednesday, April 15th @ 2pm

You do not need to attend both (we are split on what time works best for people) but I *would never complain* about more time with you!

I will email you the Zoom information on Monday.

👉 *GClassroom Stream: See Sean Creeley's profile. What questions do you have for him?* 👉

**Due: Thursday, April 15th by 11:59pm**

Complete the [free response questions](#) from 2012. Submit your work (screenshots or pictures of your work) through the individualized assignment on Google Classroom.

You can check your answers [here](#). Please just wait until you have completed the assignment.

**Due: Friday, April 17th by 11:59pm**

Complete the 10 multiple choice questions on AP Classroom (30 minute assignment). I'll open this up for Thursday morning and close Friday night.

*I will try to avoid questions that require the lockdown browser but if you have issues on Friday let me know and I will come up with an alternative solution.*

**Due: any point before Friday, April 17th**

Go through your Mock Exam. Look at your work (AP classroom) and the answer key/scoring rubrics. I am going to have you complete a short (I promise!) reflection on where *you* are at. Start thinking, journaling and/or writing down which type of questions you are least comfortable. What types of questions would you like to see more of? What material do you need a refresher on? The new exam date is: **Tuesday, May 12th at 3:00pm**. We are going to team up over the next month to help you focus on the areas you need.

**Due: any point before Friday, April 17th**

The hour challenge. I want you to find one hour at some point Monday through Friday to do something for you. Or maybe it is twelve minutes every day. No school. No math. Just an hour doing something you love.

By Friday I'd like you to submit a picture or write a paragraph telling me what you did. Credit for this idea goes to [Mr. Creeley](#). He has approved the use of this picture as motivation.

...see below...

## Care.